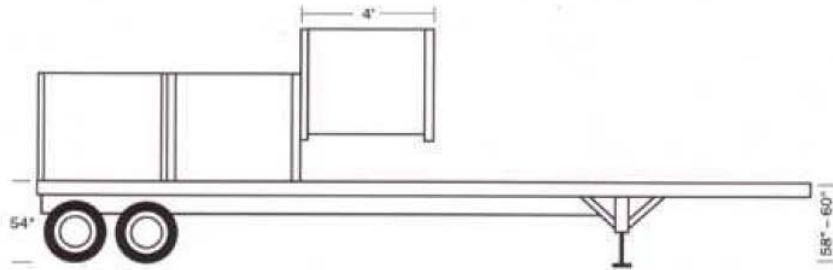




## PARTNER CARRIER TRAILER SPECIFICATIONS


### FLAT DECK

- Air-ride
- 48' L x 102" W
- Tandem and Tridem
- 4' Rack & Tarp available
- 70' Extendible
- 50,000 lb payload capacity - Canada
- 46,000 lb payload capacity - U.S.A.



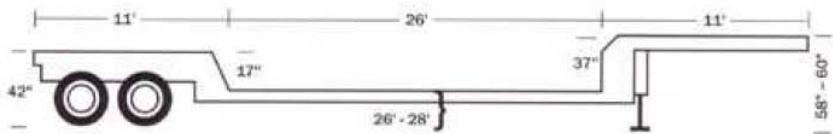
### STEP DECK

- Air-ride
- 48' L x 102" W
- Tandem and Tridem
- Full tarping
- 49,000 lb payload capacity  
Canada - Tandem
- 44,000 lb payload capacity  
U.S.A. - Tandem
- 61,000 lb payload capacity  
Canada - Tridem
- 44,000 lb payload capacity  
U.S.A. - Tridem



### DOUBLE DROP DECK

- Air-ride
- 48' L x 102" W
- Full tarping
- Equipped with outriggers
- 45,000 lb payload capacity - Canada
- 41,000 lb payload capacity - U.S.A.



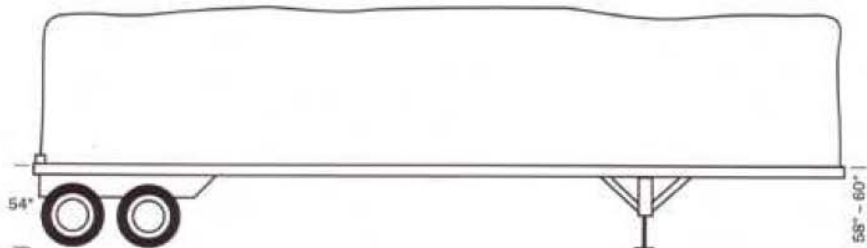
### CONTAINER CHASSIS

- 20' L and 40' L
- Tandem or Tridem
- Designed for hauling  
ocean containers



### ROLL-TITE TRAILER

- Air-ride
- 48' L x 102" W
- Tandem
- Equipped with sliding tarp





*PARTNER CARRIER TRAILER SPECIFICATIONS*

**Detachable Goose Neck Trailer**

(Removable Goose Neck or RGN)



**Maximum Freight Weight**  
38 - 40,000 lbs.

**Maximum Freight Dimensions**  
Main deck  
Length: 28 feet  
Width: 8.5 feet (102")  
Height: 11.5 feet (138")

**Stretch Flatbed Trailer**



**Maximum Freight Weight**  
45,000 lbs.

**Maximum Freight Dimensions**  
Length: 45-80 feet  
Width: 8.5 feet (102")  
Height: 8.5 feet (102")

**Stretch Single-Drop Deck Trailer**



**Max. Freight Weight**  
43,000 lbs.

**Max. Freight Dimensions**  
Main Deck  
Length: 38-63 feet  
Width: 8.5 feet (102")  
Height: 10 feet (120")

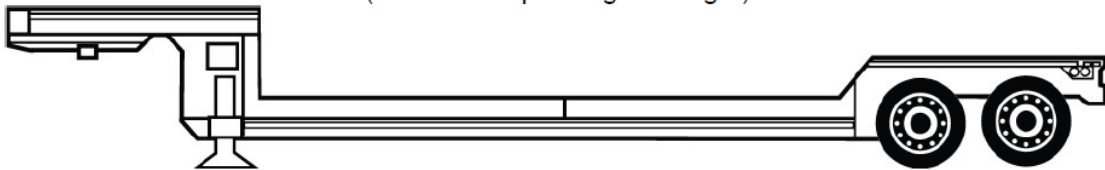
**Max. Freight Dimensions**  
Front Deck  
Length: 10 feet  
Width: 8.5 feet (102")  
Height: 8.5 feet (102")



PARTNER CARRIER TRAILER SPECIFICATIONS

**Stretch Double-Drop Deck Trailer**

(2-3 axles depending on weight)



**Max. Freight Weight**

40,000 lbs.

**Max. Freight Dims.**

Main Deck

Length: 29-50 feet  
Width: 8.5 feet (102")  
Height: 11.5 feet (138")

**Max. Freight Dims.**

Front Deck

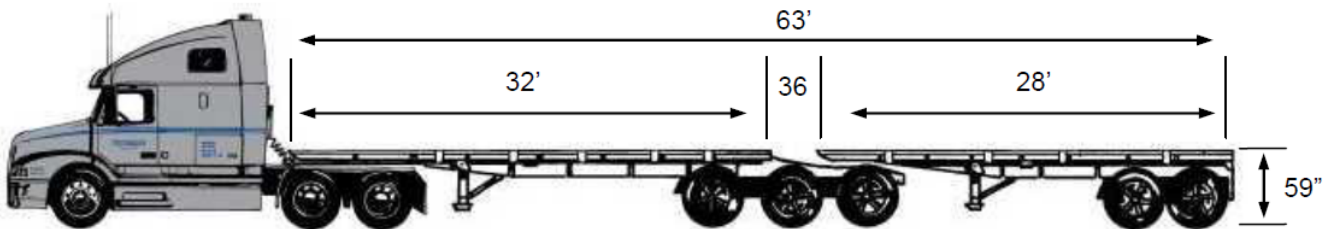
Length: 10 feet  
Width: 8.5 feet (102")  
Height: 8.5 feet (102")

**Max. Freight Dims.**

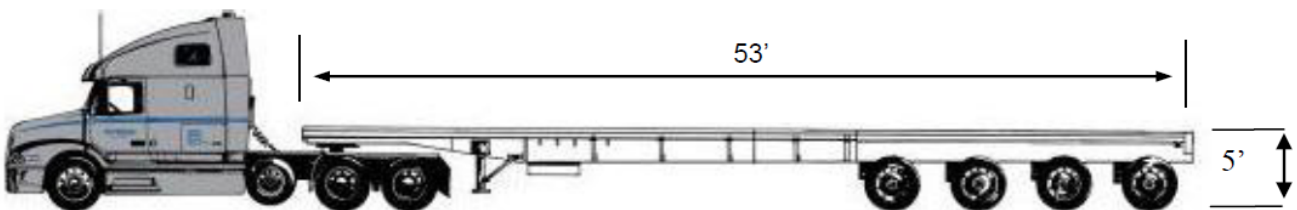
Rear Deck

Length: 9 feet  
Width: 8.5 feet (102")  
Height: 10 feet (120")

- Super B-Train** - for over-dimensional loads or standard capacity loads of up to 96,000lbs



- Open Flats** for over-dimensional loads or standard capacity loads of up to 68,000lbs (Maximum payloads vary from State to State)






## PARTNER CARRIER TRAILER SPECIFICATIONS

Please Note: All truck & trailer specifications and dimensions are "approximate" and are to be used only as a guide. Axle configurations and manufacturers' specifications may vary.

### 53' Air Ride Dry Vans

Length:	52 feet 6 inches
Width:	102 inches
Height:	102 inches
Hi-Cube Van Height:	110 inches
Tare Weight:	15,000 pounds
GVW:	44,000 pounds
Capacity:	3800 cubic feet
Suspension:	Air-Ride
Options: Roll or swing doors, load bars, straps	



### 53' Air Ride Refrigerated Vans

Length:	52 feet 6 inches
Width:	97 inches
Height:	99 inches
Hi-Cube Van Height:	110 inches
Tare Weight:	15,500 pounds
GVW:	45,000 pounds
Capacity:	3500 cubic feet
Suspension:	Air-Ride



## OCEAN FREIGHT CONTAINER SIZES

	Standard 20'		Standard 40'		High Cube 40'	
Inside Length	19'4"	5.89 m	39'5"	12.01 m	39'5"	12.01 m
Inside Width	7'8"	2.33 m	7'8"	2.33 m	7'8"	2.33 m
Inside Height	7'10"	2.38 m	7'10"	2.38 m	8'10"	2.69 m
Door Width	7'8"	2.33 m	7'8"	2.33 m	7'8"	2.33 m
Door Height	7'6"	2.28 m	7'6"	2.28 m	8'5"	2.56 m
Capacity	1,172 ft3	33.18 m3	2,390 ft3	67.67 m3	2,694 ft3	76.28 m3
Tare Weight	4,916 lb	2,229 kg	8,160 lb	3,701 kg	8,750 lb	3,968 kg
Max. Cargo	47,999 lb	21,727 kg	59,040 lb	26,780 kg	58,450 lb	26,512 kg

